

# ECPCA CRANIOFACIAL ORTHODONTICS COURSE 2022-2023

CRANIOFACIAL ANOMALIES AND CLEFT LIP AND PALATE:  
CLINICAL PRINCIPLES AND ORTHODONTIC MANAGEMENT



## PRESENTATION

All scientific sessions will be run in **LIVE VIRTUAL sessions**; the recording of each session will be available **on-demand**.

The Course will be divided in four main topics/module:

- **Cleft Lip and Palate** from birth to adulthood
- **I and II branchial Arch Syndromes** (Craniofacial Microsomia or Hemifacial Microsomia, Treacher-Collins Syndromes, Nager Syndromes)
- **Craniofacial Synostoses** (Crouzon, Apert, Pfeiffer Syndromes)
- **Rare Craniofacial Anomalies** (Beckwith Wiedemann Syndrome, Achondroplasia, Cleido-Cranial Dysplasia, Pierre Robin Sequence)

Each topic will guide the attendees through the biology and pathogenesis of each malformation, their pathological growth processes and consequently, diagnosis and treatment planning.

## OBJECTIVE

Craniofacial anomalies present some of the most challenging skeletal and dental problems (severe maxillary hypoplasia, severe asymmetry, severe open bite, severe mandibular hypoplasia), which orthodontists must learn to treat with a multidisciplinary approach.

This course has the objective to guide the clinician on what needs to be done, but especially on what should not be done.

## OFFICIAL LANGUAGE

English

## ACCREDITATIONS

The course will be online from November 2022 to September 2023.

Lecture hours will be provided on weekends with interactive discussion. Lectures will be available online for attendees. CME credits will be provided

**A CERTIFICATE OF PARTICIPATION IN  
CRANIOFACIAL ORTHODONTICS: BASIC PRINCIPLES**  
*by the European Cleft Palate Craniofacial Association  
will be provided to participants to the Full Course*

## ORGANIZING COMMITTEE


M.C. Meazzini  
C. Incorvati  
A. Rezzonico  
L. Autelitano  
F. Mazzoleni  
G. Novelli  
N. Cohen  
M. Moretti

## ORGANIZING SECRETARIAT



**mci**

MCI ITALIA | Florence Office  
E-mail: [Florence@mci-group.com](mailto:Florence@mci-group.com)  
Tel. 055 0986411



# ECPCA CRANIOFACIAL ORTHODONTICS COURSE 2022-2023

CRANIOFACIAL ANOMALIES AND CLEFT LIP AND PALATE:  
CLINICAL PRINCIPLES AND ORTHODONTIC MANAGEMENT



## REGISTRATION

On-line registration will be available from February 10, 2022

### REGISTRATION FEES

(22% vat included)

	EARLY From February 10, 2022 to June 10, 2022	REGULAR From June 11, 2022
Full Course	€ 640	€ 800
Full Course - Student & Resident	€ 415	€ 520
Module 1	€ 480	€ 600
Module 1 - Student & Resident	€ 310	€ 390
Module 2	€ 480	€ 600
Module 2 - Student & Resident	€ 310	€ 390
Module 3 & 4	€ 160	€ 200
Module 3 & 4 - Student & Resident	€ 100	€ 130

### ORGANIZING COMMITTEE

M.C. Meazzini  
 C. Incorvati  
 A. Rezzonico  
 L. Autelitano  
 F. Mazzoleni  
 G. Novelli  
 N. Cohen  
 M. Moretti

### ORGANIZING SECRETARIAT




**mci**

MCI ITALIA | Florence Office  
 E-mail: Florence@mci-group.com  
 Tel. 055 0986411

# STAY TUNED!

<https://ecpca.eu/>





# ECPCA CRANIOFACIAL ORTHODONTICS COURSE 2022-2023

CRANIOFACIAL ANOMALIES AND CLEFT LIP AND PALATE:  
CLINICAL PRINCIPLES AND ORTHODONTIC MANAGEMENT



## INVITED SPEAKERS

### Module 1

Carlo Aletti (Italy), Luca Autelitano (Italy), Valeria Battista (Italy), Puneet Batra (India), Susanna Botticelli (Denmark), Agnes Bloch (France), Bert Braumann (Germany), Fabio Carta (Italy), Philip Chen (Taiwan), David Chong (Australia), Noah Cohen (Italy), Liliana Colletti (Italy), Federica Corradi (Italy), Elcin Esenlik (Turkey), Alvaro Figueroa (USA), Roberto Flores (USA), Daniela Garib (Brazil), Barry Grayson (USA), Bruno Grullemond (France), Piet Haers (UK), Arja Heliovaara (Finland), Georges Herzog (Switzerland), Cristina Incorvati (Italy), Agneta Karsten, (Sweden), OP Kharbanda (India), Reha Kiscnisci (Turkey), Annelise Kùseler (Denmark), Mette Kuijpers (Holland), Anne Marie Kuijpers-Jagtman (Holland), Mariano Lanna (Italy), Eric Liou (Taiwan), Hans Mark (Sweden), Maria Costanza Meazzini (Italy), Peter Mossey (UK), Mauro Negri (Italy), Luca Pavesi (Italy), Antonia Pisani (Italy), Gosla Reddy (India), Angela Rezzonico (Italy), Sara Ritzell (Sweden), Cecilia Rosso (Italy), Michele Rubini (Italy), Pedro Santiago (USA), Pradip Sheyte (USA), Jean Claude Talmant (France), Chiara Tortora (Italy).

### Module 2

Luca Autelitano (Italy), Valeria Battista (Italy), Corstiaan Breugem (Holland), Camila Caro (Canada), Noah Cohen (Italy), Giovanni Gerbino (Italy), Fabio Mazzoleni (Italy), Maria Costanza Meazzini (Italy), Donatella Milani (Italy), Nasser Nadjmi (Belgium), Giorgio Novelli (Italy), Edwin Ongkosuwito (Holland), Martin Persson (Sweden), Arnaud Picard (France), Giulia Rossetti (Italy).

### Module 3

David Dunaway (UK), Carlo Giussani (Italy), Silvia Maitz (Italy), Fabio Mazzoleni (Italy), Maria Costanza Meazzini (Italy), Mattia Moretti (Italy), Keiji Moriyama (Japan).

### Module 4

Luca Autelitano (Italy), Martyn Cobourne (UK), Mario Ferrari (Italy), Carlo Giussani (Italy), Bernd Koos (Germany), Fabio Mazzoleni (Italy), Maria Costanza Meazzini (Italy), Alessandro Mussa (Italy), Giorgio Novelli (Italy), Edwin Ongkosuwito (Holland), Angela Peron (Italy), Siegmair Reinert (Germany), Angela Rezzonico (Italy), Angelo Selicorni (Italy), Angelika Stellzig (Germany), Chiara Tortora (Italy).


## ORGANIZING COMMITTEE

M.C. Meazzini  
C. Incorvati  
A. Rezzonico  
L. Autelitano  
F. Mazzoleni  
G. Novelli  
N. Cohen  
M. Moretti

## ORGANIZING SECRETARIAT



MCI ITALIA | Florence Office  
E-mail: [Florence@mci-group.com](mailto:Florence@mci-group.com)  
Tel. 055 0986411



# ECPCA CRANIOFACIAL ORTHODONTICS COURSE 2022-2023

CRANIOFACIAL ANOMALIES AND CLEFT LIP AND PALATE:  
CLINICAL PRINCIPLES AND ORTHODONTIC MANAGEMENT



## PRELIMINARY PROGRAM

**MODULE 1 - DAY 1 – November 26, 2022**

### ORTHODONTICS IN CLEFT LIP AND PALATE FROM BIRTH TO ADULTHOOD INTRODUCTION

Genetics and epidemiology, embryology, and development of CLP

*Michele Rubini – Italy – 15'*

Prenatal diagnosis

*Mariano Lanna – Italy – 10'*

### INFANT ORTHOPEDICS

Latham appliance and other types of Infant orthopedics

*Elcin Esenlik - Turkey – 10'*

NAM: UCLP long term results in terms of growth and aesthetics

*Barry Grayson - USA – 10'*

NAM BCLP: Smile House long term results in terms of growth and aesthetics

*Maria Costanza Meazzini – Italy – 10'*

*DISCUSSION - 15'*

### PRIMARY SURGERY IN CLEFT LIP AND PALATE

Unilateral Cleft Lip and Palate

*Philip Chen - Taiwan – 10'*

Bilateral Cleft Lip and Palate

*David Chong - Australia – 10'*

The Milano protocol

*Luca Autelitano – Italy – 10'*

### SPEECH & ORTHODONTICS

The role of speech pathology in early infancy and childhood, coordination with the orthodontist, when?

*Angela Rezzonico – Italy – 15'*

### UNDERSTANDING GROWTH IN CLP

Monitoring Facial Growth and Results: Data Collection, Eurocleft and WHO

*Peter Mossey – UK – 15'*

Hard and Soft tissue craniofacial development of Complex craniofacial Clefts

*Gosla Reddy – India – 15'*

Craniofacial growth in CLP and effects of surgery: what do we really know?

*Annelise Kùseler - Denmark – 15'*

*DISCUSSION - 15'*

### ORGANIZING COMMITTEE

M.C. Meazzini

C. Incorvati

A. Rezzonico

L. Autelitano

F. Mazzoleni

G. Novelli

N. Cohen

M. Moretti

### ORGANIZING SECRETARIAT




**mci**

MCI ITALIA | Florence Office

E-mail: [Florence@mci-group.com](mailto:Florence@mci-group.com)

Tel. 055 0986411





# ECPCA CRANIOFACIAL ORTHODONTICS COURSE 2022-2023

CRANIOFACIAL ANOMALIES AND CLEFT LIP AND PALATE:  
CLINICAL PRINCIPLES AND ORTHODONTIC MANAGEMENT



## MODULE 1 - DAY 2 – January 28, 2023

### ALVEOLAR SURGERY IN CLP: DIFFERENCES IN DIFFERENT PROTOCOLS

Secondary Alveolar Bone grafting, Ossification and growth

*Hans Mark, Sara Ritzell – Sweden – 25'*

Early bone grafting, indications and results

*Jean Claude Talmant - France – 25'*

Primary Periosteoplasty, indications timing and limits

*Roberto Flores - USA – 15'*

Early Secondary GAP, Ossification and growth

*Luca Autelitano, Maria Costanza Meazzini – Italy – 25'*

*DISCUSSION - 15'*

### ORTHODONTICS IN THE DECIDUOUS/MIXED DENTITION: DOING ONLY WHAT IS NEEDED!

Transversal skeletal discrepancy in the cleft maxilla: Choice and effective handling of  
Maxillary Expansion appliances

*OP Kharbanda - India – 10'*

Geometry of Expansion, Symmetrical and Asymmetrical expansion

*Maria Costanza Meazzini – Italy – 10'*

Early Expansion, Quad Helix Expander, for early bone grafting

*Bruno Grullemond - France – 10'*

Preparation for secondary bone grafting

*Pradip Sheyte - USA – 15'*

Expansion pre- secondary bone grafting: when and when not? Randomized studies

*Puneet Batra - India – 15'*

Class III treatment in the early mixed dentition: When not? When and how?

*Maria Costanza Meazzini – Italy – 10'*

*DISCUSSION - 15'*

## ORGANIZING COMMITTEE

M.C. Meazzini

C. Incorvati

A. Rezzonico

L. Autelitano

F. Mazzoleni

G. Novelli

N. Cohen

M. Moretti

## ORGANIZING SECRETARIAT




**mci**

MCI ITALIA | Florence Office

E-mail: [Florence@mci-group.com](mailto:Florence@mci-group.com)

Tel. 055 0986411



# ECPCA CRANIOFACIAL ORTHODONTICS COURSE 2022-2023

CRANIOFACIAL ANOMALIES AND CLEFT LIP AND PALATE:  
CLINICAL PRINCIPLES AND ORTHODONTIC MANAGEMENT



## MODULE 1 - DAY 3 – February 25, 2023

### ORTHODONTICS IN THE PERMANENT DENTITION

Non-surgical Treatment of Sagittal Maxillary Hypoplasia and class III in CLP patients:

- New approaches to class III treatment and mandibular growth control with TADs  
*Eric Liou - Taiwan – 20'*
- Long term results after Treatment with De Clerk bone anchors  
*Daniela Garib - Brazil – 15'*
- Long term results with a modified Alt-Ramec technique with TADs  
*Maria Costanza Meazzini – Italy – 15'*

Management of dental impaction in Clefts, the importance of 3D diagnosis

*Cristina Incorvati - Italy – 10'*

*DISCUSSION - 15'*

Management of missing lateral incisors: when should we close the space, when should we keep it?

*Bert Braumann – Germany – 15'*

Management of missing lateral incisors : Biomechanical considerations

*Susanna Botticelli - Denmark – 15'*

Camouflage compensatory orthodontic treatment: indications, management, limits

*Agneta Karsten - Sweden – 20'*

Aligner therapy in cleft lip and palate orthodontics: advantages and disadvantages

*Maria Costanza Meazzini, Chiara Tortora - Italy – 10'*

The coordination between orthodontics and Prosthodontics and Aesthetic Dentistry in CLP

*Carlo Aletti, Mario Negri, Luca Pavesi – Italy – 15'*

*DISCUSSION - 15'*

### ORGANIZING COMMITTEE


M.C. Meazzini  
C. Incorvati  
A. Rezzonico  
L. Autelitano  
F. Mazzoleni  
G. Novelli  
N. Cohen  
M. Moretti

### ORGANIZING SECRETARIAT



MCI ITALIA | Florence Office  
E-mail: [Florence@mci-group.com](mailto:Florence@mci-group.com)  
Tel. 055 0986411





# ECPCA CRANIOFACIAL ORTHODONTICS COURSE 2022-2023

CRANIOFACIAL ANOMALIES AND CLEFT LIP AND PALATE:  
CLINICAL PRINCIPLES AND ORTHODONTIC MANAGEMENT



## MODULE 1 - DAY 4 – March 25, 2023

### ORTHOGNATHIC SURGERY IN CLP: WHAT ARE THE DIFFERENCES IN CLP PATIENTS?

Distraction Osteogenesis in CLP patients. When, how and long term results  
*Alvaro Figueroa - USA – 15'*

Orthognathic Surgery in CLP patients: Which parameters are decisive: the  
orthodontist point of view  
*Georges Herzog - Switzerland – 10'*

Orthognathic surgery in CLP  
*Reha Kisnisci - Turkey – 10'*

Orthognathic surgery in CLP: management of the lesser segment  
*Luca Autelitano - Italy – 10'*

Orthognathic surgery in CLP: how to avoid velopharyngeal incompetence  
*Piet Haers - UK – 10'*

Orthodontic-surgical coordination in early and late cleft orthognathic surgery. Long term  
follow-up  
*Arja Heliovaara - Finland – 15'*

Aligner Therapy in cleft orthognathic surgery  
*Noah Cohen - Italy – 10'*

*DISCUSSION - 15'*

### ORTHODONTICS IN SPECIAL CASES: EXCEPTIONS TO THE RULE

Premaxillary intrusion in BCLP  
*Maria Costanza Meazzini – Italy – 15'*

Pre grafting fistula closure in BCLP and UCLP  
*Cristina Incorvati – Italy – 10'*

Orthodontics in OSAS or ENT problems  
*Maria Costanza Meazzini – Italy – 10'*

Handling severe hypodontia during growth: new trends  
*Agnes Bloch - France – 20'*

*DISCUSSION - 15'*

## ORGANIZING COMMITTEE

M.C. Meazzini  
C. Incorvati  
A. Rezzonico  
L. Autelitano  
F. Mazzoleni  
G. Novelli  
N. Cohen  
M. Moretti

## ORGANIZING SECRETARIAT




**mci**

MCI ITALIA | Florence Office

E-mail: [Florence@mci-group.com](mailto:Florence@mci-group.com)

Tel. 055 0986411



# ECPCA CRANIOFACIAL ORTHODONTICS COURSE 2022-2023

CRANIOFACIAL ANOMALIES AND CLEFT LIP AND PALATE:  
CLINICAL PRINCIPLES AND ORTHODONTIC MANAGEMENT



## MODULE 1 - DAY 5 – April 29, 2023

Scientific Evidence in CLP treatment: what do we truly know?  
*Anne Marie Kuijpers-Jagtman - Holland – 25'*

### IMPORTANT CLINICAL QUESTIONS, WHICH UNFORTUNATELY HAVE NO EVIDENCE...

When is grafted bone enough for orthodontic tooth movement? Is there a way to be sure in patients with less than 100% ossification?  
*Mette Kuijpers - Holland – 10'*

Laterally displaced premaxilla and central incisor covering the cleft area: What does the surgeon need before BG? How to coordinate orthodontics and surgery?  
*Valeria Battista - Italy – 10'*

Maxillary Sutural maturation in CLP: is it any different?  
*Federica Corradi - Italy – 10'*

When may orthodontic treatment improve hearing? In which patients? The point of view of the ENT surgeon  
*Liliana Colletti, Antonia Pisani, Cecilia Rosso - Italy – 10'*

When is orthodontic treatment useful for speech and articulation?  
*Angela Rezzonico - Italy – 10'*

*DISCUSSION - 15'*

### USEFUL TECHNICAL-PRACTICAL SUGGESTIONS

Safe and easy impressions in neonates and Aligners for alveolar molding  
*Puneet Batra - India – 15'*

How to construct a Grayson-Santiago NAM device, tricks, and traps  
*Pedro Santiago - USA – 15'*

How to construct a NAM Milano-modified appliance or a Nasal Hook, tricks and traps  
*Noah Cohen - Italy – 15'*

How to construct a Horizontal expander for closure of large soft tissue gaps pre-BG  
*Cristina Incorvati - Italy – 15'*

How to construct a Double Hinge Palatal expander for the Alt-Ramec Technique  
*Fabio Carta, Maria Costanza Meazzini - Italy – 10'*

*DISCUSSION - 15'*

## ORGANIZING COMMITTEE


M.C. Meazzini  
C. Incorvati  
A. Rezzonico  
L. Autelitano  
F. Mazzoleni  
G. Novelli  
N. Cohen  
M. Moretti

## ORGANIZING SECRETARIAT



MCI ITALIA | Florence Office  
E-mail: [Florence@mci-group.com](mailto:Florence@mci-group.com)  
Tel. 055 0986411





# ECPCA CRANIOFACIAL ORTHODONTICS COURSE 2022-2023

CRANIOFACIAL ANOMALIES AND CLEFT LIP AND PALATE:  
CLINICAL PRINCIPLES AND ORTHODONTIC MANAGEMENT



## MODULE 2 - DAY 6 – May 27, 2023

### FIRST AND SECOND BRANCHIAL ARCH SYNDROMES: Craniofacial Microsomia, Treacher-Collins Syndromes, Nager Syndrome and Other Syndromes

Genetics and Embryology and clinical features of I and II Branchial Arch syndromes  
*Donatella Milani - Italy – 15'*

Craniofacial growth in I and II branchial arch syndromes: growth in hemifacial  
(craniofacial) macrosomia, what is true, what is not.  
*Edwin Ongkosuwito - Holland – 20'*

Occlusal plane in CFM type 1, 2 and 3 and long term follow up in Type 3 after early  
Costochondral grafting  
*Valeria Battista - Italy – 15'*

Distraction Osteogenesis: rationale, timing, indication and long- term results  
*Arnaud Picard – France - 20'*

*DISCUSSION - 15'*

Orthodontic Treatment during early childhood in CFM: If and when? Pseudo HFM:  
long term results and differential diagnosis  
*Maria Costanza Meazzini - Italy – 20'*

Early surgery for breathing disorders: Treacher-Collins and Nager Syndrome and  
other mandibular hypoplasia Syndromes. Long term results  
*Fabio Mazzoleni - Italy – 15'*

Transverse DO of the mandible in severe syndromic and non- syndromic mandibular  
hypoplasia  
*Nasser Nadjmi - Belgium – 15'*

*DISCUSSION - 15'*

#### ORGANIZING COMMITTEE


M.C. Meazzini  
C. Incorvati  
A. Rezzonico  
L. Autelitano  
F. Mazzoleni  
G. Novelli  
N. Cohen  
M. Moretti

#### ORGANIZING SECRETARIAT



**mci**

MCI ITALIA | Florence Office  
E-mail: [Florence@mci-group.com](mailto:Florence@mci-group.com)  
Tel. 055 0986411



# ECPCA CRANIOFACIAL ORTHODONTICS COURSE 2022-2023

CRANIOFACIAL ANOMALIES AND CLEFT LIP AND PALATE:  
CLINICAL PRINCIPLES AND ORTHODONTIC MANAGEMENT



## MODULE 2 - DAY 7 – June 24, 2023

Orthodontic Treatment in the mixed and permanent dentition: what to do and what not to do

*Noah Cohen - Italy – 15'*

Orthognathic surgery in CFM: classical approach

*Luca Autelitano - Italy – 15'*

Orthognathic surgery in CFM in combination with distraction osteogenesis

*Fabio Mazzoleni - Italy – 15'*

Orthognathic surgery in CFM: what is the orthodontist's role?

*Camila Caro - Canada – 10'*

3D VSP (Virtual Surgical Planning)

*Giorgio Novelli - Italy – 15'*

*DISCUSSION - 15'*

Prosthetic replacement in severe hemifacial microsomia: when is it indicated?

*Giovanni Gerbino - Italy – 15'*

Ear reconstruction in CFM. What should the orthodontist know?

*Corstiaan Breugem - Holland – 15'*

Soft tissue management in CFM and in hemifacial atrophy: how much can we improve and how stable is it?

*Giulia Rossetti - Italy – 15'*

Psychological considerations in CFA: what is body image? How do people with visible difference be stigmatized? The psychosocial consequences. what should clinicians say or not say in relation to psychosocial aspects when engaging with the patient

*Martin Persson - Sweden – 20'*

*DISCUSSION - 15'*

### ORGANIZING COMMITTEE

M.C. Meazzini

C. Incorvati

A. Rezzonico

L. Autelitano

F. Mazzoleni

G. Novelli

N. Cohen

M. Moretti

### ORGANIZING SECRETARIAT




MCI ITALIA | Florence Office

E-mail: [Florence@mci-group.com](mailto:Florence@mci-group.com)

Tel. 055 0986411





# ECPCA CRANIOFACIAL ORTHODONTICS COURSE 2022-2023

CRANIOFACIAL ANOMALIES AND CLEFT LIP AND PALATE:  
CLINICAL PRINCIPLES AND ORTHODONTIC MANAGEMENT



## MODULE 3 - DAY 8 – July 22, 2023

### ORTHODONTICS IN CRANIOFACIAL SYNOSTOSES

Genetics and clinical features of Crouzon, Apert and Pfeiffer syndromes  
Silvia Maitz - **Italy** – 15'

Craniofacial growth in craniofacial synostosis: what must an orthodontist absolutely know

Maria Costanza Meazzini - **Italy** – 20'

Cranial surgery

Carlo Giussani, Fabio Mazzoleni - **Italy** – 15'

Monobloc versus Cranioplasty and Le Fort III osteotomy: considerations

David Dunaway - **UK** – 15'

*DISCUSSION* - 15'

Le Fort III osteotomy, distraction and traditional: results and long term follow up

Fabio Mazzoleni, Mattia Moretti - **Italy** – 25'

Orthodontics in craniofacial-synostoses: lessons to be learned

Keiji Moriyama - **Japan** – 20'

Orthodontics in craniofacial-synostoses: what not to do...and why

Maria Costanza Meazzini - **Italy** – 20'

Orthognathic surgery in craniofacial synostosis: planning and long- term results

Fabio Mazzoleni, Giorgio Novelli - **Italy** – 25'

*DISCUSSION* - 15'

### ORGANIZING COMMITTEE

M.C. Meazzini

C. Incorvati

A. Rezzonico

L. Autelitano

F. Mazzoleni

G. Novelli

N. Cohen

M. Moretti


### ORGANIZING SECRETARIAT



MCI ITALIA | Florence Office

E-mail: [Florence@mci-group.com](mailto:Florence@mci-group.com)

Tel. 055 0986411



# ECPCA CRANIOFACIAL ORTHODONTICS COURSE 2022-2023

CRANIOFACIAL ANOMALIES AND CLEFT LIP AND PALATE:  
CLINICAL PRINCIPLES AND ORTHODONTIC MANAGEMENT



## MODULE 4 - DAY 9 – September 23, 2023

### RARE CRANIOFACIAL SYNDROMES BECKWITH WIEDEMANN SYNDROME

Genetics and clinical problems

Alessandro Mussa – **Italy** – 10'

Speech Therapy and diagnosis in BWS: Orthodontic implications

Angela Rezzonico - **Italy**– 15'

Orthodontics in BWS: why is it important to know the biology leading to the pathological growth

Chiara Tortora - **Italy**– 15'

Surgery in BWS: Glossectomy when and how?

Mario Ferrari - **Italy**– 10'

### ACHONDROPLASIA

Genetics and clinical problems

Angelo Selicorni – **Italy** – 10'

Neurosurgical problems

Carlo Giussani - **Italy** – 10'

Orthodontic treatment in achondroplasia

Martyn Cobourne - **UK** – 15'

Functional indications for orthopaedic treatment, long term follow-up

Maria Costanza Meazzini – **Italy** – 10'

Surgery: Distraction, SARPE and Orthognathic Surgery: when and why?

Fabio Mazzoleni – **Italy** – 10'

### CLEIDOCRANIAL DISPLASIA

Genetics and clinical problems

Angela Peron – **Italy** – 10'

Orthodontics in CCD: complex orthodontics

Edwin Ongkosuvito - **Holland** – 15'

Orthognathic Surgery in CCD

Luca Autelitano/, Fabio Mazzoleni, Giorgio Novelli – **Italy** - 10'

## ORGANIZING COMMITTEE

M.C. Meazzini

C. Incorvati

A. Rezzonico

L. Autelitano

F. Mazzoleni

G. Novelli

N. Cohen

M. Moretti

## ORGANIZING SECRETARIAT




MCI ITALIA | Florence Office

E-mail: [Florence@mci-group.com](mailto:Florence@mci-group.com)

Tel. 055 0986411





# ECPCA CRANIOFACIAL ORTHODONTICS COURSE 2022-2023

CRANIOFACIAL ANOMALIES AND CLEFT LIP AND PALATE:  
CLINICAL PRINCIPLES AND ORTHODONTIC MANAGEMENT



## PIERRE ROBIN SEQUENCE

Diagnosis: what is a "true PRS"? Implications for treatment.  
Bernd Koos - **Germany** – 10'

Role of the orthodontist in the management of the Tuebingen Baton Plate  
Angelika Stellzig - **Germany** – 10'

Late results of palate repair, speech and cognitive development following baton plate treatment  
Siegmar Reinert - **Germany** – 15'

*DISCUSSION* - 15'

---

## ORGANIZING COMMITTEE

M.C. Meazzini  
C. Incorvati  
A. Rezzonico  
L. Autelitano  
F. Mazzoleni  
G. Novelli  
N. Cohen  
M. Moretti

## ORGANIZING SECRETARIAT



MCI ITALIA | Florence Office  
E-mail: [Florence@mci-group.com](mailto:Florence@mci-group.com)  
Tel. 055 0986411